

# Pure

White body wall tiles







PURE | PURE DECOR ALEX WHITE BENTON-N\_20



PURE | PURE WHITE\_25\*75 PURE SILVER\_25\*75 PURE SILVER DECOR SMITH\_25\*75 MILA COLD\_60,7\*60,7/SF/R









PURE | OTLET-W/R



PURE | FIBER-W/R FIBER-G/R







PURE | PURE-W\_40\*120/R PURE PRISM\_40\*120/R ASPEN CAMEL\_19,5\*121,5/R


40 \* 120 cm  
15 3/4 \* 47 1/4"

7 THICKNESS 1/4"  
ESPESOR 1/4"



40 \* 120 \* 0,7 cm | 15 3/4 \* 47 1/4 \* 1/4"

RECTIFIED	NATURAL PRICE CODE BN101
W	23378



40 \* 120 \* 0,85 cm | 15 3/4 \* 47 1/4 \* 1/4"

RECTIFIED	NATURAL PRICE CODE BN102
PURE PRISM	23377

CARACTERÍSTICAS TÉCNICAS | TECHNICAL CHARACTERISTICS

joint	wall tiles	mat	thickness

EMBALAJE | PACKING


Formato   Sizes	Cajas   Boxes			Pallet			Cont./20'	Cont./20'	
	Piezas	m <sup>2</sup> / sq.m	kg	Cajas	m <sup>2</sup> / sq.m	kg	Tamaño cm aprox.	m <sup>2</sup> / sq.m	m <sup>2</sup> / sq.m
40 * 120 * 0,7	5	2,36	27,50	21	49,56	601,50	120 * 80 * 54	1771,47	1977,46
40 * 120 * 0,85	4	1,89	25,68	20	37,80	537,60	120 * 80 * 54	1511,72	1687,50
<b>inch</b>	<b>Units</b>	<b>ft<sup>2</sup></b>	<b>lb</b>	<b>Boxes</b>	<b>ft<sup>2</sup></b>	<b>lb</b>	<b>Sizes inch approx.</b>	<b>ft<sup>2</sup></b>	<b>ft<sup>2</sup></b>
15 3/4 * 47 1/4 * 1/4	5	25,40	60,50	21	533,46	1323,30	47 1/4 * 31 1/2 * 21 1/4	19067,94	21285,14
15 3/4 * 47 1/4 * 1/4	4	20,34	56,50	20	406,88	1182,72	47 1/4 * 31 1/2 * 21 1/4	16271,99	18164,08

# Pure

White body wall tiles



PURE White



## PURE




33,3 \* 100 \* 0,7 cm | 13 1/8 \* 39 3/8 \* 1/4"

RECTIFIED	NATURAL PRICE CODE BN65
W	20586



15,5 \* 100 \* 0,7 cm  
6 1/8 \* 39 3/8 \* 5/16"

RECTIFIED	NATURAL PRICE CODE BN105
W	23824



8 \* 33,3 \* 0,7 cm  
3 1/8 \* 13 1/8 \* 1/4"

RECTIFIED	NATURAL PRICE CODE BN106
W	23827

SET-UP S | Decor



## SET UP



33,3 \* 100 \* 0,7 cm | 13 1/8 \* 39 3/8 \* 1/4"

RECTIFIED	NATURAL PRICE CODE BN66
S	21364

33,3 \* 100 cm

13 1/8 \* 39 3/8"


PURE Geometric



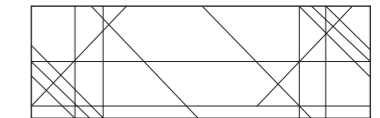
PURE Striped



D.PURE | Waves




## PURE GEOMETRIC



33,3 \* 100 \* 0,86 cm | 15 3/4 \* 39 3/8 \* 1/4"

RECTIFIED	NATURAL PRICE CODE BN66
PURE GEOMETRIC	23168

## PURE STRIPED



33,3 \* 100 \* 0,7 cm | 13 1/8 \* 39 3/8 \* 1/4"

RECTIFIED	NATURAL PRICE CODE BN66
PURE STRIPED	23169

## \* D.PURE WAVES



33,3 \* 100 \* 0,7 cm | 13 1/8 \* 39 3/8 \* 1/4"

RECTIFIED	NATURAL PRICE CODE P85
D. PURE WAVES	22334



22303 ALUMINIO/100/MAT \_ 100\*0,5 cm | 39 3/8" \* 3/16" \_ P42

\* No se aconseja su uso en zonas con presencia de vapor.  
Not suitable for environments where water vapour is present.

CARACTERÍSTICAS TÉCNICAS   TECHNICAL CHARACTERISTICS			
joint	wall tiles	matt	thickness


EMBALAJE   PACKING									
Formato   Sizes	Cajas   Boxes			Pallet				Cont./20'	Cont./20'
	Piezas	m <sup>2</sup> / sq.m	kg	Cajas	m <sup>2</sup> / sq.m	kg	Tamaño cm aprox.	m <sup>2</sup> / sq.m	m <sup>2</sup> / sq.m
33,3 * 100 * 0,7	6	2	26,6	24	48	663,4	118 * 105 * 48	1556	1737
33,3 * 100 * 0,86	5	1,67	26,6	24	40	663,4	118 * 105 * 48	1299	1450
	units	ft <sup>2</sup>	lb	Boxes	ft <sup>2</sup>	lb	Sizes Inch approx.	ft <sup>2</sup>	ft <sup>2</sup>
13 1/8 * 39 3/8 * 1/4	6	21,51	58,52	24	516,66	1462,5	46 7/16 * 41 5/16 * 19 7/8	16748,64	18696,91
13 1/8 * 39 3/8 * 5/16	5	17,97	58,52	24	430,55	1462,5	46 7/16 * 41 5/16 * 19 7/8	13982,32	15607,67

# Pure

White body wall tiles

32 \* 90 cm

12 5/8 \* 35 7/16"




PURE W



LINOC W



MAZE W



OTLET W



FIBER W



FIBER G



D. NEVERS



D. ESTELAR W

## PURE




32 \* 90 \* 1,05 cm | 12 5/8 \* 35 7/16 \* 7/16"

RECTIFIED	NATURAL PRICE CODE BN29
W	16159

33 \* 91 \* 1,05 cm | 13 \* 35 13/16 \* 7/16"

NO RECTIFIED	NATURAL PRICE CODE BN21
W	16150

## LINOC



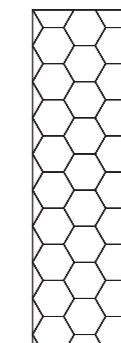
32 \* 90 \* 1,05 cm | 12 5/8 \* 35 7/16 \* 7/16"

RECTIFIED	NATURAL PRICE CODE BN36
W	18157

33 \* 91 \* 1,05 cm | 13 \* 35 13/16 \* 7/16"

NO RECTIFIED	NATURAL PRICE CODE BN25
W	18154

## MAZE



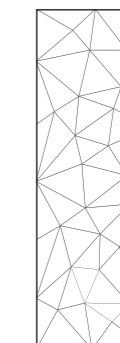
32 \* 90 \* 1,05 cm | 12 5/8 \* 35 7/16 \* 7/16"

RECTIFIED	NATURAL PRICE CODE BN36
W	16158

33 \* 91 \* 1,05 cm | 13 \* 35 13/16 \* 7/16"

NO RECTIFIED	NATURAL PRICE CODE BN25
W	16152

## FIBER



32 \* 90 \* 1,05 cm | 12 5/8 \* 35 7/16 \* 7/16"

RECTIFIED	NATURAL PRICE CODE BN36
W	16161
G	16160

33 \* 91 \* 1,05 cm | 13 \* 35 13/16 \* 7/16"

NO RECTIFIED	NATURAL PRICE CODE BN25
W	16153
G	16151

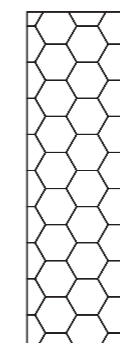
## OTLET



32 \* 90 \* 1,05 cm | 12 5/8 \* 35 7/16 \* 7/16"

RECTIFIED	NATURAL PRICE CODE BN36
W	18159


## D. NEVERS



32 \* 90 \* 1,05 cm | 12 5/8 \* 35 7/16 \* 7/16"

RECTIFIED	NATURAL PRICE CODE P85
D. NEVERS	16563

## \*D. ESTELAR



32 \* 90 \* 1,05 cm | 12 5/8 \* 35 7/16 \* 7/16"

RECTIFIED	NATURAL PRICE CODE P85
W	18460

\* No se aconseja su uso en zonas con presencia de vapor.  
Not suitable for environments where water vapour is present.



20347 L. IRON ANTHRACITE \_ 1,5\*90 cm | 9/16\* 3 9/16" \_ P38



20348 L. IRON MOCCHA \_ 1,5\*90 cm | 9/16\* 3 9/16" \_ P38



07021 ACERO/90 \_ 1,5\*90 cm | 9/16\* 3 9/16" \_ P30



07605 ALUMINIO/90 \_ 0,5\*90 cm | 3/16\* 3 9/16" \_ P39

### CARACTERÍSTICAS TÉCNICAS | TECHNICAL CHARACTERISTICS

joint	wall tiles	mat

### EMBALAJE | PACKING


Formato   Sizes	Cajas   Boxes			Pallet			Cont./20'	Cont./20'	
	Piezas	m <sup>2</sup> / sq.m	kg	Cajas	m <sup>2</sup> / sq.m	kg	Tamaño cm aprox.	m <sup>2</sup> / sq.m	m <sup>2</sup> / sq.m
cm									
32 * 90 * 1,05	4	1,15	20,90	56	64,51	1195,40	120 * 80 * 105	1160,29	1295,20
33 * 91 * 1,05	4	1,20	21,80	51	61,26	1136,80	120 * 80 * 106	1158,62	1293,34
inch	Units	ft <sup>2</sup>	lb	Boxes	ft <sup>2</sup>	lb	Sizes inch approx.	ft <sup>2</sup>	ft <sup>2</sup>
12 5/8 * 35 7/16 * 7/16	4	12,40	45,98	56	694,40	2629,88	47 1/4 * 31 1/2 * 41 5/16	12489,22	13941,46
13 * 35 13/16 * 7/16	4	12,93	47,96	51	659,41	2500,96	47 1/4 * 31 1/2 * 41 3/4	12471,24	13921,38




# Pure

White body wall tiles

25 \* 75 cm  
9 13/16 \* 29 1/2"



PURE White




PURE Sand




PURE White | Decor Smith



PURE Sand | Decor Smith




PURE White | Decor Alex



D.PURE MOSAIC

30 \* 30 cm | 11 13/16 \* 11 13/16"

NATURAL	PRICE CODE	P64
22332		




PURE Silver



PURE Black



PURE Silver | Decor Smith



PURE Black | Decor Smith

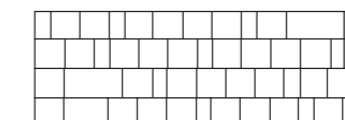
## PURE



25 \* 75 \* 1,05 cm | 9 13/16 \* 29 1/2 \* 7/16"

NO RECTIFIED	NATURAL
	PRICE CODE BN16
WHITE	21786
SILVER	23171
SAND	23172
BLACK	23170


## PURE DECOR SMITH



25 \* 75 \* 1,05 cm | 9 13/16 \* 29 1/2 \* 7/16"

NO RECTIFIED	NATURAL
	PRICE CODE BN20
WHITE	21788
SILVER	23174
SAND	23173
BLACK	23175


## PURE DECOR ALEX



25 \* 75 \* 1,05 cm | 9 13/16 \* 29 1/2 \* 7/16"

NO RECTIFIED	NATURAL
	PRICE CODE BN20
WHITE	21787


## D.WHITE MIX MOSAIC



30 \* 30 cm | 11 13/16 \* 11 13/16"

NO RECTIFIED	NATURAL
	PRICE CODE P44
D.WHITE MIX MOSAIC	22615

## D.PURE MOSAIC



30 \* 30 cm | 11 13/16 \* 11 13/16"

NO RECTIFIED	NATURAL
	PRICE CODE P44
SILVER	23531
SAND	23534
BLACK	23533



20345 L. IRON SNUFF \_ 1 \* 75 cm | 38 \* 29 1/2" \_ P35



20346 L. IRON NATURAL \_ 1 \* 75 cm | 38 \* 29 1/2" \_ P35



11899 ALUMINIO/75 \_ 0,5 \* 75 cm | 31/6 \* 29 1/2" \_ P36

### CARACTERÍSTICAS TÉCNICAS | TECHNICAL CHARACTERISTICS

joint	wall tiles	matt

### EMBALAJE | PACKING

Formato   Sizes	Cajas   Boxes			Pallet				Cont./20'	Cont./20'
	Piezas	m <sup>2</sup> / sq.m	kg	Cajas	m <sup>2</sup> / sq.m	kg	Tamaño cm aprox.	m <sup>2</sup> / sq.m	m <sup>2</sup> / sq.m
cm									
25 * 75 * 1,05	7	1,31	25	42	53,13	1075	120 * 80 * 90	1102,5	1230,7
inch	units	ft <sup>2</sup>	lb	Boxes	ft <sup>2</sup>	lb	Sizes Inch approx.	ft <sup>2</sup>	ft <sup>2</sup>
9 13/16 * 29 1/2 * 7/16	7	14,13	55	42	593,36	2365	47 1/4 * 31 1/2 * 35 7/16	11867,20	13247,11