



DOLPHIN



ABK

EMOZIONI IN SUPERFICIE

DOLPHIN

DAI PALI DI LEGNO MODELLATI DALLO SCORRERE DEL TEMPO E DELL'ACQUA, DOLPHIN RACCOGLIE L'ISPIRAZIONE GRAFICA UNITA ALLA VOCAZIONE PER IL COLORE, CHE SI TRASFORMA IN GRAFFIATURE E PENNELLEATE A CONTRASTO.

DOLPHIN GETS THE GRAPHIC INSPIRATION FROM WOODEN POLES MODELED BY TIME AND WATER; COMBINED WITH THE VOCATION FOR THE COLOR, IT TURNS INTO SCRATCHES AND CONTRASTING BRUSHSTROKES.

DOLPHIN



MILK



CLAY



OAK



MOON



GREY



COAL





floor
 CLAY RETT. 20x120 - 20x170
 LISTONE CLAY PAINT MIX 3 20x120


wall
 DO UP STREET WHITE MATT 60x120



external floor
AGED OAK RETT. 20x120

external wall
AGED GREY RETT. 20x120

floor
OAK RETT. 20x120, GRADONE OAK 32x120





floor
 CLAY RETT. 20x120 - 20x170
 OAK RETT. 20x120 - 20x170

wall
 DO UP STREET WHITE MATT RETT. 60x120
 DEC. KIDS MIX 3 60x120



wall
 COAL RETT. 20x120

floor
 UNIKA SMOKE RETT. 60x120



floor
COAL RETT. 20x120 - 20x170

wall
DO UP STREET BLACK MATT RETT. 60x120



wall
BASE IVORY MATT 30x120
PLISSÉ IVORY MATT 30x120

floor
DOLPHIN OAK 20x120



wall
MOON RETT. 20x120 - TOZZ. SNIP PAINT MIX 6



floor
MOON RETT. 20x120 - 20x170



stair
GRADONE GREY 32x120



floor
GREY RETT. 20x120
GRADONE GREY 32x120



floor
UNIKA GREY RETT. 60x120

wall
GREY RETT. 20x120
LISTONE GREY ENAMEL MIX 3 20x120



wall
BASE WHITE MATT 60x120
MOS. DYNAMIC WHITE GLOSSY 30x30 - DOLPHIN GREY 20x120


floor
DOLPHIN GREY 20x120 + 20x170





floor
INTERNO 9 SILVER 60x60 RETT.

wall
INTERNO 9 PEARL 30x120 / 60x120
DOLPHIN GREY 20x120



DOLPHIN GREY RETT. 30x120 20MM



floor
DOLPHIN GREY 20x120

wall
DOWNTOWN WHITE RETT. 30x60 - FASCIA ESSENZE 5x60



wall
AFFRESCO LIGHT RETT. 30x120
BASE GREY RETT. 30x120

floor
DOLPHIN MOON RETT. 20x120-20x170



wall
SENSI SAHARA CREAM SABLÉ 30X120
DO UP TOUCH SOFT IVORY MATT 30X120

floor
DOLPHIN MOON RETT. 20x120-20x170

DOLPHIN

MILK

9 mm

40x170 nat rett. **DPR5605A**

20x170 nat rett. **DPR5505A**

20x120 nat rett. **DPR35050**



CLAY

9 mm

40x170 nat rett. **DPR5610A**

20x170 nat rett. **DPR5510A**

20x120 nat rett. **DPR35100**



DOLPHIN

OAK

9 mm

40x170 nat. ref. **DPR5615A**

20x170 nat. ref. **DPR5516A**

20x120 nat. ref. **DPR35150**



MOON

9 mm

40x170 nat. ref. **DPR5620A**

20x170 nat. ref. **DPR5520A**

20x120 nat. ref. **DPR35200**



GREY

9 mm

40x170 nat. ref. **DPR5625A**

20x170 nat. ref. **DPR5525A**

20x120 nat. ref. **DPR35250**



COAL

9 mm

40x170 nat. ref. **DPR5630A**

20x170 nat. ref. **DPR5530A**


20x120 nat. ref. **DPR35300**



DOLPHIN



20x120 \oplus 3
LISTONE CLAY PAINT MIX 3
DPR35105 rett.



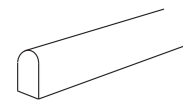
20x120 \oplus 3
LISTONE GREY ENAMEL MIX 3
DPR35255 rett.



20x15 \oplus 6
SNIP PAINT MIX 6 (5x20+10x20+15x20)
DPR35106 rett.

MATITE ALLUMINIO - ALUMINIUM STRIPS

Articoli realizzati in alluminio anodizzato per l'uso a parete, adatti a raccordare piastrelle di diverso spessore (9/7/6 mm)
Anodized Aluminium strips for use between wall tiles of different thicknesses (9/7/6 mm)



MATITA ALLUMINIO 0,5x120 \oplus 4
Parte superiore arrotondata / Rounded top.



MATITA ALLUMINIO
0000086

Parte superiore arrotondata e colorata con resine acriliche.
Rounded top colored with acrylic resins.



MATITA ALLUM. ORO
0008535



MATITA ALLUM. RAME SCURO
0008534



MATITA ALLUM. WHITE
0000087



MATITA ALLUM. TERRACOTTA
0008530



MATITA ALLUM. BLU
0008532



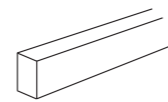
MATITA ALLUM. VERDE
0008531



MATITA ALLUM. ARDESIA
0008533



MATITA ALLUM. BLACK
0000088



MATITA ALLUMINIO 0,5x120 \oplus 4
Parte superiore piatta colorata in bagno galvanico / Flat top colored in galvanic bath.



MATITA ALLUM. BRONZO
0000557



MATITA ALLUM. RAME
0000556


OUTDOOR R11 9 mm





20x120 \oplus 6
DOLPHIN MILK
DPR35500 aged rett.




20x120 \oplus 6
DOLPHIN CLAY
DPR35650 aged rett.





20x120 \oplus 6
DOLPHIN OAK
DPR35550 aged rett.



20x120 \oplus 6
DOLPHIN MOON
DPR35700 aged rett.



20x120 \oplus 6
DOLPHIN GREY
DPR35600 aged rett.




20x120 \oplus 6
DOLPHIN COAL
DPR35750 aged rett.



PEZZI SPECIALI / SPECIAL TRIMS 9 mm



BATTISCOPA rett.
6,5x120 \oplus 6



MILK

DPR35051



CLAY

DPR35101




OAK

DPR35151




MOON

DPR35201



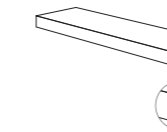
GREY

DPR35251



COAL

DPR35301



GRADONE TOP rett.
32x120x4,5x2 \oplus 1

DPR35053

DPR35103

DPR35153

DPR35203

DPR35253

DPR35303



ANGOLARE TOP SX
32x120x4,5x2 \oplus 1

DPR35054

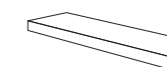
DPR35104

DPR35154

DPR35204

DPR35254

DPR35304



ANGOLARE TOP DX
32x120x4,5x2 \oplus 1

DPR35055

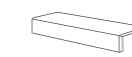
DPR35107

DPR35155

DPR35205

DPR35257

DPR35305



ELEMENTO L aged
15x60x4 R11 \oplus 4

DPR35501

DPR35651

DPR35551

DPR35701

DPR35601

DPR35751

DOLPHIN


OUT.20 R11 20 mm




30x120 ☒ 2
DOLPHIN CLAY
DPR57100 nat. rett.



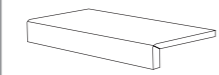
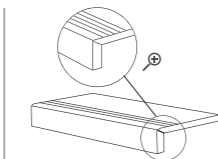
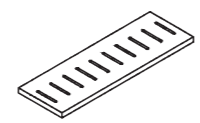
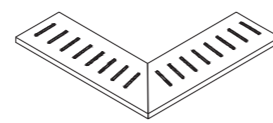
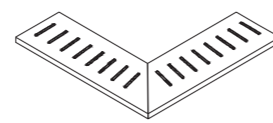
30x120 ☒ 2
DOLPHIN OAK
DPR57150 nat. rett.



30x120 ☒ 2
DOLPHIN GREY
DPR57250 nat. rett.



PEZZI SPECIALI SPECIAL TRIMS

					
	ELEMENTO L	ELEMENTO L GRIP	GRIGLIA	ANG. GRIGLIA SX	ANG. GRIGLIA DX
	15x60x5 Rett. ☒ 2	15x60x5 Rett. ☒ 2	15x60 Rett. ☒ 2	15x60 Rett. ☒ 4	15x60 Rett. ☒ 4
DOLPHIN CLAY	DPR57101	0007121	DPR57102	DPR57103	DPR57104
DOLPHIN OAK	DPR57151	0007122	DPR57152	DPR57153	DPR57154
DOLPHIN GREY	DPR57251	0007123	DPR57252	DPR57253	DPR57254

CARATTERISTICHE TECNICHE TECHNICAL FEATURES

SUPERFICIE LUX: CLASSIFICAZIONE SECONDO NORME UNI EN 14411 (ISO 13006) ALLEGATO G-Gruppo Bla GL
LUX SURFACE: CLASSIFICATION IN ACCORDANCE WITH UNI EN 14411 (ISO 13006) ANNEX G-Group Bla GL

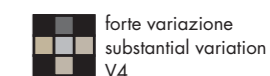
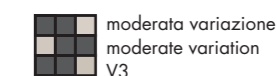
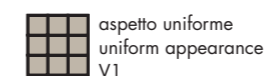
AUTO-LEVELING™
Facile installazione - Easy laying

GRES PORCELLANATO A MASSA COLORATA / FULL BODY COLORED PORCELAIN

PROPRIETÀ FISICO-CHIMICHE PHYSICAL-CHEMICAL PROPERTIES	NORMA NORM	VALORE PRESCRITTO DALLE NORME VALUE PRESCRIBED FROM THE NORMS	VALORE ABK ABK VALUE SUPERFICIE NATURALE NATURAL SURFACE	VALORE ABK ABK VALUE AGED OUT.20
LUNGHEZZA E LARGHEZZA DIMENSIONE MEDIA DI OGNI PIASTRELLA LENGTH AND WIDTH OF THE AVERAGE-SIZES TILE	UNI EN ISO 10545/2	± 0,5%	CONFORME ACCORDING	CONFORME ACCORDING
SPESSORE THICKNESS	UNI EN ISO 10545/2	± 5%	CONFORME ACCORDING	CONFORME ACCORDING
RETTILINEARITÀ SPIGOLI WARPAGES OF EDGES	UNI EN ISO 10545/2	± 0,5%	CONFORME ACCORDING	CONFORME ACCORDING
ORTOGONALITÀ WEDGING	UNI EN ISO 10545/2	± 0,6%	CONFORME ACCORDING	CONFORME ACCORDING
PLANARITÀ FLATNESS	UNI EN ISO 10545/2	± 0,5%	CONFORME ACCORDING	CONFORME ACCORDING
ASSORBIMENTO D'ACQUA WATER ABSORPTION	UNI EN ISO 10545/3	E ≤ 0,5%	CONFORME ACCORDING	CONFORME ACCORDING
RESISTENZA ALLA FLESSIONE BENDING STRENGTH	UNI EN ISO 10545/4	≥ 35 N/mm ²	CONFORME ACCORDING	CONFORME ACCORDING
FORZA DI ROTTURA BREAKING STRENGTH	UNI EN ISO 10545/4	≥ 1300 N	CONFORME ACCORDING	CONFORME ACCORDING
RESISTENZA ALL'ABRASIONE SUPERFICIALE PER PIASTRELLE SMALTATE ABRASION RESISTANCE FOR GLAZED TILES	UNI EN ISO 10545/7	DICHIARATO DALL'AZIENDA PRODUTTRICE DECLARED BY THE MANUFACTURING COMPANY	IN FUNZIONE DELLA DESTINAZIONE D'USO ACCORDING TO THE DESTINATION OF FINAL USE	
RESISTENZA AGLI SBALZI TERMICI THERMAL SHOCK RESISTANCE	UNI EN ISO 10545/9	RICHIESTA REQUIRED	RESISTE RESISTS	RESISTE RESISTS
RESISTENZA AL GELO FROST RESISTANCE	UNI EN ISO 10545/12	RICHIESTA REQUIRED	INGELIVO FROST PROOF	INGELIVO FROST PROOF
RESISTENZA ALL'ATTACCO CHIMICO CHEMICAL RESISTANCE	UNI EN ISO 10545/13	MIN GB	CONFORME ACCORDING	CONFORME ACCORDING
RESISTENZA ALLE MACCHIE RESISTANCE TO STAINING	UNI EN ISO 10545/14	GL: CLASSE 3 MIN	CONFORME ACCORDING	CONFORME ACCORDING
RESISTENZA ALLO SCIVOLAMENTO SLIP RESISTANCE	B.C.R.A. C.A.	μ 0,19 SCIVOLOSITÀ PERICOLOSA - DANGEROUSLY SLIPPERY 0,20 < μ < 0,39 SCIVOLOSITÀ ECCESSIVA - EXCESSIVELY SLIPPERY	> 0,40	> 0,40
	B.C.R.A. G.B.	0,40 < μ < 0,74 ATRITO SODDISFACENTE - SATISFACTORY GRIP μ 0,75 ATRITO ECCELLENTE - EXCELLENT GRIP	> 0,40	> 0,40
	ASTM C 1028 (S.C.O.F.)	SLIP RESISTANT (> 0,60)	> 0,60 DRY	> 0,60 DRY
			> 0,60 WET	> 0,60 WET
	DIN 51130	IN FUNZIONE DELL'AMBIENTE O DELLA ZONA DI LAVORO BASING ON THE ENVIRONMENT OR THE WORKING AREA	R10	R11
	DIN 51097	-	A	A+B+C
ANSI A 137-1:2012 (D.C.O.F.)	≥ 0,42	> 0,42	> 0,42	

VARIAZIONE CROMATICA
SHADE VARIATION

V4



IMBALLI PACKAGING

F.to nominale Nominal size	Finitura Finish	Spessore Thickness	F.to reale (mm) Work size (mm)	Imballo Packing	Pz/Scat. Pcs/Box	Mq/Scat. Sqm/Box	Kg/Scat. Kg/Box	Scat./Imb. Box/Packing	Pz Totali Pcs Total	Mq totali Sqm total	Kg Imb. Kg Packing	Kg Totali Kg Total
20x120 8"x48"	rett.	9	199x1194	pallet	6	1,44	28,80	36	216	51,84	20	1.057
30x120 12"x48"	rett.	20	295x1200	pallet	2	0,72	33,62	32	64	23,04	20	1.096
20x170 8"x68"	rett.	9	199x1700	pallet	4	1,36	27,00	36	144	48,96	20	992
40x170 16"x68"	rett.	9	400x1700	pallet	2	1,36	27,00	32	64	43,52	20	884

L'unità minima di vendita per tutti gli articoli (fondi, decori e pezzi speciali) è la scatola completa. / The minimum sales quantity for all items (plain tiles, decorations and special trims) is one full box.
I dati relativi agli imballi sono aggiornati al momento della stampa del catalogo e pertanto possono subire variazioni nel corso del tempo. /
Data referring to packaging have been update at time of printing; the actual data may be slightly different.
Pezzi speciali e decori per effetto delle lavorazioni, possono presentare variazioni di tonalità. / Due to working process special trims and decors, may show variation in tonality.

Le caratteristiche di superficie e le tonalità dei prodotti ceramici illustrati in questo catalogo sono da ritenersi puramente indicative.
Optical features and color shades of ceramic materials illustrated in this catalogue are to be regarded as mere indications.



Marketing ABK Group
215

ABK Group Industrie Ceramiche s.p.a. - via S.Lorenzo N.24/a - 41034 Finale Emilia - Modena Italy
tel. 0535 761311 - fax 0535 761320/92800/761351

www.abk.it
#abkemozioni

ABK
EMOZIONI IN SUPERFICIE